



产品特性/Product Features

- 符合 IEC 60664-1 标准 IP6K9K
- 150A 85°C长时间载流能力
- 额定电压 12-750VDC
- 绝缘电阻 1000MΩ (1000VDC) , 符合 IEC 60664-1
- 支持 PWM
- 符合 IEC 60664-1
- 符合 IEC 60664-1

触点参数 / Contact parameters

		1a	
		≤0.5m (at 150A)	
		150A	
		2×10 ⁵	
		450V型	750V型
		750VDC	750VDC
		1500A(320VDC)1	1500A(320VDC)1
		67.5kW	112.5kW
1)		5×10 ³ 450VDC, 150A	1×10 ³ 750VDC, 150A
		500 450VDC, -150A	500 750VDC, -150A
		1 320VDC, 1000A	1 320VDC, 1000A
2)		150A:	
		200A:10min	
		300A:1min	
		1000A:1s	
辅助接点	Ue	1NO	
		30VDC/125VAC	
		2A DC /3A AC	
		9V0.1A	

1) 23°C, 0.6s:5.4s。

2) 85°C, 50 mm², " " " "

性能参数 / Performance parameters

	1000MΩ(1000VDC)
	3000VAC 1min
	3000VAC 1min
()	≤30ms
()	≤10ms
	196m/s ²
	490m/s ²
	10Hz~500Hz 49m/s ²
	5%~85%RH
	-40°C~85°C
	/
	400g

线圈参数 / Coil parameters

9~24V	9	≥4.5	26W 3W
(-40°C~85°C)			

订货标记示例

HFEVC - H Y 150 / 750 - 12 - C N SM -


1 2 3 4 5 6 7 8 9 10

- 1 HFEVC:
- 2 T: H:
- 3 F: Y:
- 4 150: 150A
- 5 DC Blank: 450V 750: 750V
- 6 12: DC12V 24: DC24V PWM: 9V~24V
- 7 C: L:
- 8 Blank: N:
- 9 Blank: SM:
- 10

1)

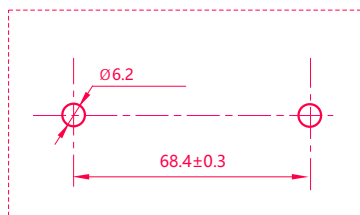
外形图、安装孔尺寸 / Outline drawing, mounting hole size

/Unit mm

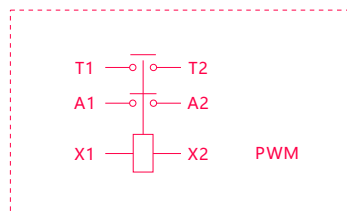


安装孔尺寸 / 接线图 Mounting hole size/Wiring diagram

Mounting hole size

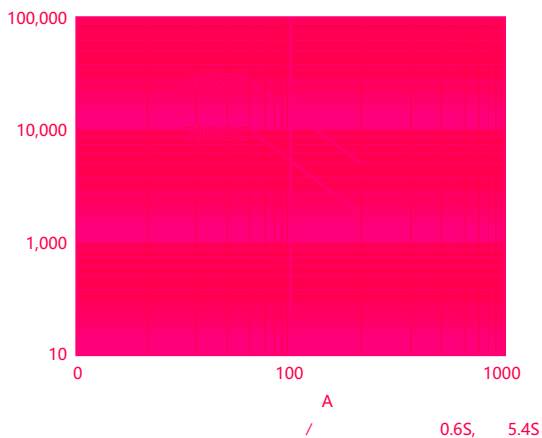


Wiring diagram

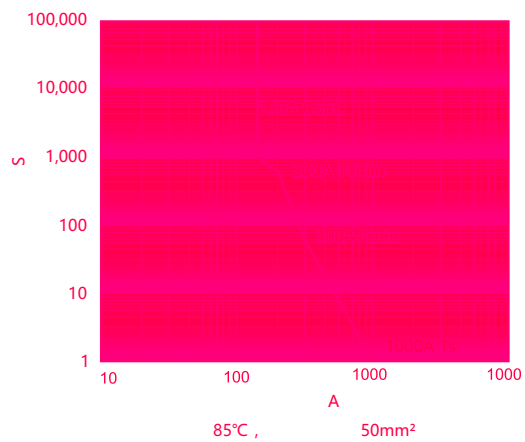


性能曲线图 Performance graph

Electrical life curve



Tolerance curve



使用注意事项 Precautions for use

1

M5螺钉 内螺纹	3N·m 4N·m	Ø5.0-Ø5.5	3mm	M5螺钉	3N·m~4N·m
M8	10N·m~12N·m	Ø8.0-Ø8.5	3mm		

2

50m

3

3mm

声明/Statement: